

# WPL202

## 2000kg Heavy-duty Pallet Truck



**EP**  
*Let's grow together*

- Heavy duty truck developed around powerful Li-Ion battery
- Powerful AC vertical drive traction motor
- Small size (l2=470mm) and reduced weight (320kg)
- Stabilizing wheels with new linkage system for maximum stability and traction
- Fast charging through integrated charger
- Ergonomic tiller head with turtle button for operation in narrow spaces
- Cold storage option\*



Manufacturer			EP
Model designation			WPL202
Drive			Electric
Load capacity	Q	kg	2000
Load center distance	c	mm	600
Service weight		kg	320
Length to face of forks	l2	mm	470
Overall width	b1/b2	mm	714
Fork dimensions	s/e/l	mm	55/170/1150
Turning radius	Wa	mm	1320
Max. gradeability, laden/unladen		%	10/16
Battery voltage/nominal capacity		V/Ah	24/100

## FEATURE

### ■ Ultra-slim design for great maneuverability

The WPL202 features short chassis length 470mm and small turning radius 1320mm, making it a agile helper in tight spaces and lorries. This compact truck accommodates 2 units in a box compared to 1 unit of the EPT20-20WA, that can reach as high as 50% of ocean freight charges reduction.



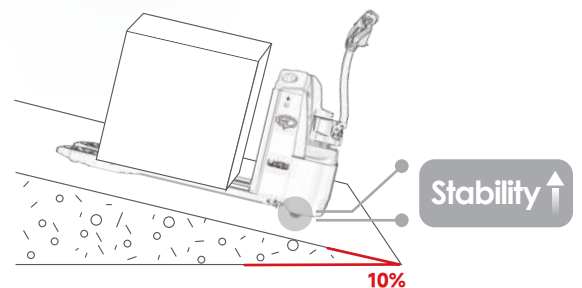
### ■ Lithium technology with integrated charger

The WPL202 comes with 24V/100Ah Li-ion battery and 24V/30A integrated charger as standard, which offers high availability to multi-shift works, thanks to fast and flexible charging and zero maintenance.



### ■ Unique synchronous castor wheels ensuring stability

The optimized castor wheels qualify the WPL202 for excellent stability and gradeability when handling materials on uneven surfaces and ramps.



### ■ Reliability enhanced by mature components

The WPL202 adopts market-proven components with reliability and durability enhanced greatly.



### ■ Keypad option for daily convenience

As an option, the WPL202 can be fitted with the keypad to replace the key for daily convenience.



# WPL202 Cold Storage Option

The demand on cold chain transportation is growing dramatically in the fresh food and biochemical industry. Efficient and reliable material handling in cold or freezing environments is of vital importance to guarantee goods turnover. The WPL202 heavy-duty pallet truck is available in cold stores and freezing chambers as an option, to deal with frozen operation (0 ~ -20°C). The reliability and durability are rigorously tested in low-temperature handling experiments, with its dedicated cold store specifications including water-resistant components, heated Li-ion battery, rubber wheel, cold store oil, etc.



## ■ Waterproof tiller head and electric components

The frequent in and out of cold storage and normal ambient conditions naturally causes condensation and ice crystals on the surface and inside. The waterproof tiller head and other electric and electronic components protect the WPL202 from water ingress and short circuit for reliable and safe operation.



## ■ Li-ion battery with heating function

In addition to the standard 24V100Ah Li-ion battery with opportunity charging and zero maintenance, the WPL202 cold storage version has an extra heating function for powering and charging in frozen environments. This heating function enhances performance and minimizes downtime to keep productivity high.



## ■ Rubber wheel and low temperature hydraulic oil

The WPL202 cold storage version is equipped with rubber wheel, which offers durability and anti-slip performance in cold applications. The low temperature hydraulic oil ensures smooth lifting operation for cold store use at sub-zero temperatures.



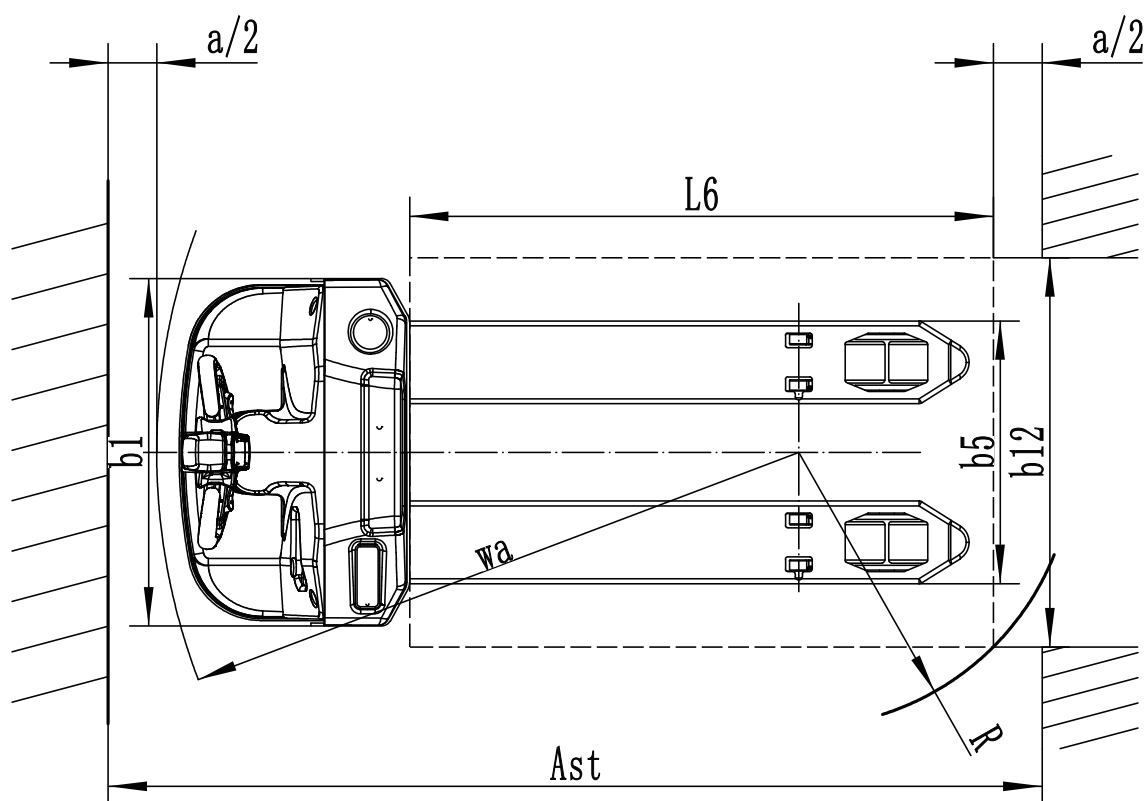
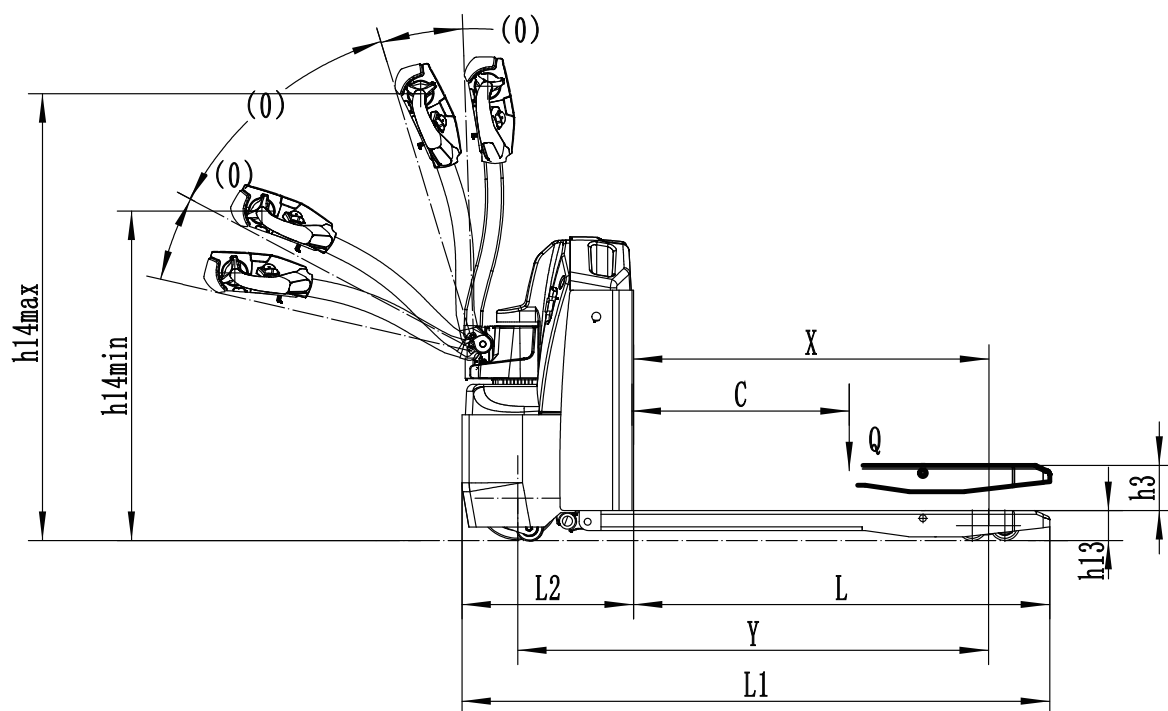


# Li-ion pedestrian pallet truck 2.0T

## WPL202

Distinguishing mark	1.1	Manufacturer			EP
	1.2	Model designation			WPL202
	1.3	Drive			Electric
	1.4	Operator type			Pedestrian
	1.5	Load capacity	Q	kg	2000
	1.6	Load center distance	c	mm	600
	1.8	Load distance, centre of drive axle to fork	x	mm	982
	1.9	Wheelbase	y	mm	1300
Service weight	2.1	Service weight		kg	320
	2.2	Axle loading, laden front/rear		kg	825/1495
	2.3	Axle loading, unladen front/rear		kg	255/65
Tyres/chassis	3.1	Tyre type			PU
	3.2.1	Tyre size, front		mm	Φ230 × 75
	3.3.1	Tyre size, rear		mm	Φ80x85
	3.4	Additional wheels (castor wheels)		mm	Φ74x30
	3.5	Wheels, number front/rear (x=drive wheels)		mm	1/2/4
	3.6.1	Tread width, front	b10	mm	483
	3.7.1	Tread width, rear	b11	mm	370
Dimensions	4.4	Lift height	h3	mm	125
	4.9	Height of tiller handle in drive position min./max.	h14	mm	900/1230
	4.15	Lowered height	h13	mm	85
	4.19	Overall length	l1	mm	1620
	4.20	Length to face of forks	l2	mm	470
	4.21	Overall width	b1/b2	mm	714
	4.22	Fork dimensions	s/e/l	mm	55/170/1150
	4.25	Distance between fork-arms	b5	mm	540/685
	4.32	Ground clearance, center of wheelbase	m2	mm	27
	4.34.1	Aisle width for pallets 1000×1200 crossways	Ast	mm	2153
	4.34.2	Aisle width for pallets 800×1200 lengthways	Ast	mm	2080
	4.35	Turning radius	Wa	mm	1320
Performance data	5.1	Travel speed, laden/unladen		km/ h	5.5/6
	5.2	Lifting speed, laden/unladen		m/s	0.022
	5.3	Lowering speed, laden/unladen		m/s	0.039
	5.8	Max. gradeability, laden/unladen		%	10/16
	5.10	Service brake			Electromagnetic
Electric-engine	6.1	Drive motor rating S2 60 min		kW	1.6
	6.2	Lift motor rating at S3 15%		kW	0.8
	6.4	Battery voltage/nominal capacity		V/Ah	24/100
	6.5	Battery weight		kg	44
	6.6	Energy consumption according to DIN EN 16796		kWh/h	—
	6.7	Turnover output according to VDI 2198		t/h	—
	6.8	Turnover efficiency according to VDI 2198		t/kWh	—
	8.1	Type of drive control			AC
Addition data	10.5	Steering design			Mechanical
	10.7	Sound pressure level at the driver's ear		dB(A)	74
	15.1	Charger output current		A	30

If there are improvements of technical parameters or configurations, no further notice will be given.  
The diagram shown may contain non-standard configurations.



## Option:

Optional items	WPL202
Fork dimension	●540*1150○540*850、1000、1220、1300、1450、1600、1800、2000、2400 ○685*850、1000、1150、1220、1300、1450、1600、1800、2000、2400
Fork lowered height	●85
backrest height	●No○1220mm（48in）○1520mm（60in）
Drive cover off the ground	●35mm
Load wheel type	●Double
Load wheel material	●PU
Drive wheel material	●PU○Trace PU
Battery capacity	●100Ah（Li-ion）
Charger	●24V-30A Intergrated
Battery indicator	●With hourmeter
Entry roller	●No
Castor wheels	●Yes and not customized
Vertical tiller Creep speed	●Yes and not customized
Telematics	●No○Yes and not customized
The British standard cannot walk when charged	●No
Pin code	●No○Yes and not customized
Nota: ●Standard ○ Option -NA	

Optional items	WPL202 cold storage
Fork dimension	●540*1150○540*850、1000、1220、1300、1450、1600、1800、2000、2400 ○685*850、1000、1150、1220、1300、1450、1600、1800、2000、2400
Fork lowered height	●85
backrest height	●No○1220mm（48in）○1520mm（60in）
Drive cover off the ground	●35mm
Load wheel type	●Double
Load wheel material	●PU
Drive wheel material	●Rubber
Battery capacity	●100Ah（Li-ion）
Charger	●24V-30A In
Battery indicator	●With hourmeter
Entry roller	●No
Castor wheels	●Yes and not customized
Pin Code	●No
Vertical tiller Creep speed	●Yes and not customized
Telematics	●No○Yes and not customized
The British standard cannot walk when charged	●No
Cold storage	●Yes and not customized
Nota: ●standard ○option - NA	